

## Radiation Hardened Dual D Flip Flop with Set and Reset

January 1996

### Features

- Devices QML Qualified in Accordance with MIL-PRFF-38535
- Detailed Electrical and Screening Requirements are Contained in SMD# 5962-96713 and Intersil's QM Plan
- 1.25 Micron Radiation Hardened SOS CMOS
- Total Dose ..... >300K RAD (Si)
- Single Event Upset (SEU) Immunity: <math><1 \times 10^{-10}</math> Errors/Bit/Day (Typ)
- SEU LET Threshold ..... >100 MEV-cm<sup>2</sup>/mg
- Dose Rate Upset ..... >10<sup>11</sup> RAD (Si)/s, 20ns Pulse
- Dose Rate Survivability ..... >10<sup>12</sup> RAD (Si)/s, 20ns Pulse
- Latch-Up Free Under Any Conditions
- Military Temperature Range ..... -55°C to +125°C
- Significant Power Reduction Compared to ALSTTL Logic
- DC Operating Voltage Range ..... 4.5V to 5.5V
- Input Logic Levels
  - VIL = 0.8V Max
  - VIH = VCC/2 Min
- Input Current ≤ 1μA at VOL, VOH
- Fast Propagation Delay ..... 20ns (Max), 13ns (Typ)

### Description

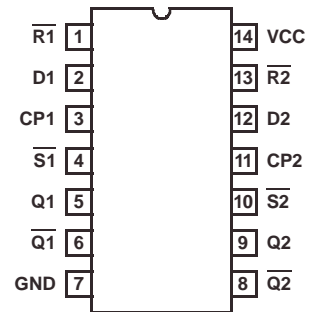
The Intersil ACTS74MS is a Radiation Hardened Dual D Flip Flop with Set(s) and Reset (R). The logic level at data input is transferred to the output during the positive transition of the clock. The Set and Reset are independent from the clock and accomplished by a low level on the appropriate input.

The ACTS74MS utilizes advanced CMOS/SOS technology to achieve high-speed operation. This device is a member of a radiation hardened, high-speed, CMOS/SOS Logic Family.

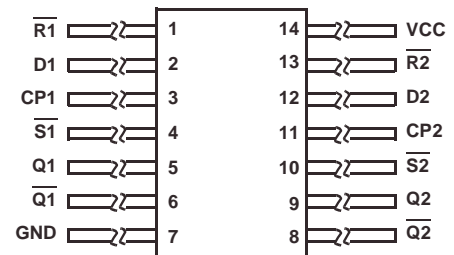
The ACTS74MS is supplied in a 14 lead Ceramic Flatpack (K suffix) or a 14 Lead Ceramic Dual-In-Line Package (D suffix).

### Pinouts

14 PIN CERAMIC DUAL-IN-LINE  
MIL-STD-1835 DESIGNATOR CDIP2-T14,  
LEAD FINISH C  
TOP VIEW



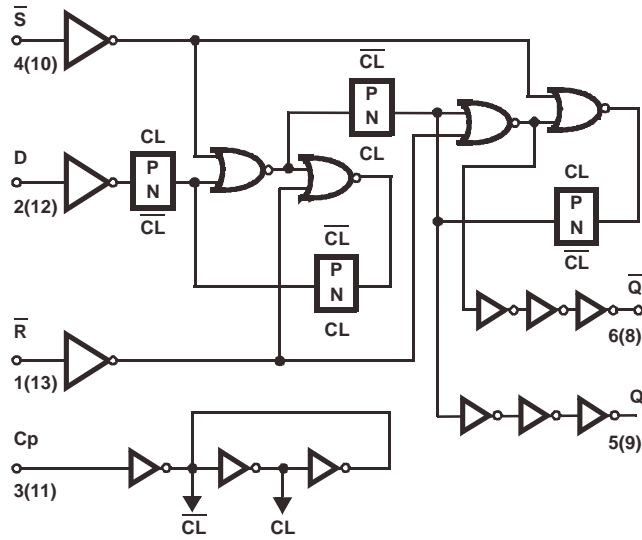
14 PIN CERAMIC FLATPACK  
MIL-STD-1835 DESIGNATOR CDFP3-F14,  
LEAD FINISH C  
TOP VIEW



### Ordering Information

PART NUMBER	TEMPERATURE RANGE	SCREENING LEVEL	PACKAGE
5962F9671301VCC	-55°C to +125°C	MIL-PRF-38535 Class V	14 Lead SBDIP
5962F9671301VXC	-55°C to +125°C	MIL-PRF-38535 Class V	14 Lead Ceramic Flatpack
ACTS74D/Sample	25°C	Sample	14 Lead SBDIP
ACTS74K/Sample	25°C	Sample	14 Lead Ceramic Flatpack
ACTS74HMSR	25°C	Die	Die

Functional Diagram



TRUTH TABLE

INPUTS				OUTPUTS	
SET	RESET	CP	D	Q	Q̄
L	H	X	X	H	L
H	L	X	X	L	H
L	L	X	X	H (Note 2)	H (Note 2)
H	H		H	H	L
H	H		L	L	H
H	H	L	X	Q0	Q̄0

H = High Level (Steady State)      X = Don't Care  
 L = Low Level (Steady State)      = Transition from Low to High Level

NOTES:

1. Q0 = the level of Q before the indicated input conditions were established.
2. This configuration is nonstable, that is, it will not persist when set and reset inputs return to their inactive (high) level.

All Intersil semiconductor products are manufactured, assembled and tested under **ISO9000** quality systems certification.

*Intersil products are sold by description only. Intersil Corporation reserves the right to make changes in circuit design and/or specifications at any time without notice. Accordingly, the reader is cautioned to verify that data sheets are current before placing orders. Information furnished by Intersil is believed to be accurate and reliable. However, no responsibility is assumed by Intersil or its subsidiaries for its use; nor for any infringements of patents or other rights of third parties which may result from its use. No license is granted by implication or otherwise under any patent or patent rights of Intersil or its subsidiaries.*

For information regarding Intersil Corporation and its products, see web site <http://www.intersil.com>

# ACTS74MS

## Die Characteristics

### DIE DIMENSIONS:

88 mils x 88 mils  
2240mm x 2240mm

### METALLIZATION:

Type: AlSi  
Metal 1 Thickness:  $7.125\text{k}\text{\AA} \pm 1.125\text{k}\text{\AA}$   
Metal 2 Thickness:  $9\text{k}\text{\AA} \pm 1\text{k}\text{\AA}$

### GLASSIVATION:

Type:  $\text{SiO}_2$   
Thickness:  $8\text{k}\text{\AA} \pm 1\text{k}\text{\AA}$

### WORST CASE CURRENT DENSITY:

$< 2.0 \times 10^9 \text{A/cm}^2$

### BOND PAD SIZE:

$110\mu\text{m} \times 110\mu\text{m}$   
4.3 mils x 4.3 mils

## Metallization Mask Layout

